



whatcom council of governments

314 East Champion Street
Bellingham, Washington 98225

t: 360.676.6974

f: 360.738.6232

w: wcog.org

May 17, 2013

Amendment #2 (1305)

Cliff Hall
WSDOT – OSC Planning
PO Box 47390
Olympia WA 98504-7390

re: 2013 WCOG Transportation Improvement Program

Dear Cliff:

The Whatcom Transportation Policy Board has recently approved an amendment to its 2013-16 Transportation Improvement Program (TIP). WCOG submits this amendment to your department in preparation for the Governor's review and approval, and for approval into the statewide TIP.

The projects in this amendment were available for public review and comment at a public hearing on May 15, 2013. Consistent with the WCOG Public Participation Plan outlined on page 4 of the WCOG TIP, the latest public notice was published in the local paper of record on April 28, 2013. No significant comments pertaining to the projects in this amendment were made at WCOG's public meeting.

The attached pages list the projects as revised with this amendment and show the MPO TIP is still fiscally constrained. The amended projects have also been submitted to Nancy Huntley, WSDOT through the online STIP database program.

Thank you for your assistance. Please give me a call if you have any questions or concerns.

Sincerely,


A handwritten signature in blue ink that reads "Ron Cubellis".

Ron Cubellis, CPA CGFM
Finance Manager

Enclosures

cc: Nancy Huntley, WSDOT

#2 (1305)





Memorandum

May 24, 2013

TO: Lynn Peterson

THRU: Katy Taylor

THRU: Brian Smith 

FROM: Judy Lorenzo 
705-7274

SUBJECT: Recommendation for approval of May 2013 Metropolitan Transportation Improvement Program (TIP) Amendments

The Strategic Planning Division, Transportation Planning Office coordinated internally with the Highways and Local Programs Division, the Public Transportation Division, and the Capital Program Development and Management Division to review nine Metropolitan Planning Organization (MPO) TIP amendments for May 2013. We find these TIP amendments substantially meet the requirements stated in Title 23 United States Code, Section 134 and Title 49 United States Code, Section 53. The projects in these TIP amendments use federal, state, and local funds and are financially constrained.

The following TIP amendments were approved by the MPO policy boards on the dates listed below:

- | | |
|--|-------------------|
| 1. Benton-Franklin Council of Governments | May 17, 2013 |
| 2. Cowlitz-Wahkiakum Council of Governments | April 25, 2013 |
| 3. Lewis Clark Valley Metropolitan Planning Organization | November 13, 2012 |
| 4. Puget Sound Regional Council | May 23, 2013 |
| 5. Skagit Metropolitan Planning Organization | May 15, 2013 |
| 6. Southwest Washington Regional Transportation Council | May 7, 2013 |
| 7. Spokane Regional Transportation Council | May 9, 2013 |
| 8. Thurston Regional Planning Council | May 3, 2013 |
| 9. Whatcom Council of Governments | May 15, 2013 |

WHATCOM COUNCIL OF GOVERNMENTS

2013 Transportation Improvement Program

MPO Financial Feasibility Table

Revenues* & Expenditures (in Thousands)

May 15, 2013

	Funding Type	Year	Carry-over Previous Yr.	Anticipated Allocation	Available Revenue	Program- med	Remaining
WCOG-Managed Federal Funds	STP-R & STP-U	2013	\$1,697	\$5,872	\$7,569	\$7,569	\$0
	STP-R & STP-U	2014	\$0	\$1,638	\$1,638	\$1,638	\$0
	STP-R & STP-U	2015	\$0	\$1,154	\$1,154	\$1,154	\$0
	STP-R & STP-U	2016	\$0	\$2,682	\$2,682	\$236	\$2,446 **
	Subtotals		\$1,697	\$11,346	\$13,043	\$10,597	
	TAP	2013	\$0	\$246	\$246	\$133	\$113
	TAP	2014	\$113	\$246	\$359	\$0	\$359
	TAP	2015	\$359	\$246	\$605	\$0	\$605
	TAP	2016	\$605	\$0	\$605	\$0	\$605 **
	Subtotals		\$1,077	\$738	\$1,815	\$133	
Subtotals			\$2,774	\$12,084	\$14,858	\$10,730	\$3,051

State-Managed Federal Funds	5307	2013	\$3,932	\$0	\$3,932	\$3,932	\$0
	5309 (Bus)	2013	\$4,456	\$0	\$4,456	\$4,456	\$0
	Bridge	2013	\$0	\$16,860	\$16,860	\$16,860	\$0
	CBI	2013	\$0	\$17,802	\$17,802	\$17,802	\$0
	Demonstration	2013	\$5,918	\$0	\$5,918	\$5,918	\$0
	Discretionary	2013	\$0	\$57	\$57	\$57	\$0
	HSIP	2013	\$2,851	\$600	\$3,451	\$3,451	\$0
	IM	2013	\$0	\$1,762	\$1,762	\$1,762	\$0
	STP	2013	\$0	\$10,604	\$10,604	\$10,604	\$0
Subtotals			\$17,157	\$47,685	\$64,842	\$64,842	

Total Federal Funds (WCOG-Managed & WSDOT-Managed):	\$18,854	\$59,769	\$78,623	\$75,572	\$3,051
Total Local and Other Funds:	\$0	\$6,942	\$6,942	\$6,942	\$0
Total WSDOT State Funds:	\$0	\$20,814	\$20,814	\$20,814	\$0
Grand Totals	\$18,854	\$87,525	\$106,379	\$103,328	\$3,051

* The funding represented on this table has been found to satisfy WCOG's financial constraint requirements, which consists of funding found to be secured or reasonably expected to be available. The latter includes funding scheduled but not yet appropriated.

** Available for Rural projects and future Metropolitan projects

Whatcom Council of Governments
 2013 Transportation Improvement Program
 Amendment #2 (1305)
 5/15/2013 (revised)

Item #	Agency	Project Name	STIP Change	Action	Added Funds	Total Project Cost	Federal Source
1	Whatcom County	Rural Road Safety Program	Modification	Add federal Safety funds to existing project	\$600,000	\$1,940,000	Bridge <i>Safety</i>
2	Whatcom County	Mosquito Lk Rd / North Fork Nooksack River Bridge	Modification	Add federal Bridge funds to existing project	\$50,320	\$246,675	Bridge
3	Whatcom Council of Governments	Unified Planning Work Program	New	Add 4 Years STP funding	\$485,000	\$485,000	Surface Transportation Program - Urban Small
4	City of Bellingham	Chestnut St - Bay St Bridge Decking Overlay	New	Add project with federal Bridge funding	\$2,647,207	\$2,647,207	Bridge
5	<i>City of Ferndale</i>	Thornton Street Improvement - Maureen to Vista	Modification	Add project with federal Bridge funding	\$250,000	\$1,294,000	Surface Transportation Program - Urban Small

6 Whatcom County Portal w/ty/Dakota CK Br Project Description modification only.

Washington State S. T. I. P.

2013 to 2016

(Project Funds to Nearest Dollar)

1

MPO/RTPO: WCoG

Y Inside

N Outside

May 23, 2013

County: Whatcom

Agency: Whatcom Co.

Func Cls	Project Number	PIN	STIP ID	Imp Type	Total Project Length	Environmental Type	RW Required	Begin Termini	End Termini	Total Est. Cost of Project	STIP Amend. No.
00	000S(262)		WHTCM 11	21		CE	Yes	various	various	1,940,000	13-05

Rural Road Safety Program

This project will construct the following in 3 Phases: Phase 1- Eight (8) sites will receive Guardrail Upgrades and Freeze Indicators will be installed at 22 bridge sites & 4 road locations; Phase 2 -Turn Lanes will be constructed on West Smith Rd & Aldrich Rd; Phase 3 – install rumble strips on Hannegan, Birch Bay-Lynden, Slater, Everson-Goshen and Smith Roads; Signing Upgrades will be done at the intersection of Birch Bay-Lynden and Berthusen Rds.

Funding

Phase	Start Date	Federal Fund Code	Federal Funds	State Fund Code	State Funds	Local Funds	Total
PE	2013	HSIP	100,000		0	0	100,000
RW	2013		0		0	15,000	15,000
CN	2013	HSIP	1,675,000		0	0	1,675,000
Project Totals			1,775,000		0	15,000	1,790,000

Expenditure Schedule

Phase	1st	2nd	3rd	4th	5th & 6th
PE	100,000	0	0	0	0
RW	15,000	0	0	0	0
CN	1,675,000	0	0	0	0
Totals	1,790,000	0	0	0	0

	Federal Funds	State Funds	Local Funds	Total
Agency Totals for Whatcom Co.	1,775,000	0	15,000	1,790,000



Washington State S. T. I. P.

2013 to 2016

(Project Funds to Nearest Dollar)

MPO/RTPO: WCoG

Y Inside

N Outside

May 20, 2013

County: Whatcom

Agency: Whatcom Co.

Func Cls	Project Number	PIN	STIP ID	Imp Type	Total Project Length	Environmental Type	RW Required	Begin Termini	End Termini	Total Est. Cost of Project	STIP Amend. No.
08	37XX(002)		WHTCM 10	14	0.100	CE	No	MP 13.65	MP 13.75	246,675	

Mosquito Lk Rd / North Fork Nooksack River, Bridge No. 332

Repair original riprap revetment and embed riprap toe protection along the riverside of Pier 3.

Funding

Phase	Start Date	Federal	Fund Code	Federal Funds		State Fund Code	State Funds	Local Funds	Total
PE	2013		BR	15,100			0	0	15,100
CN	2013		BR	203,200			0	0	203,200
Project Totals				218,300			0	0	218,300

Expenditure Schedule

Phase	1st	2nd	3rd	4th	5th & 6th
PE	15,100	0	0	0	0
CN	203,200	0	0	0	0
Totals	218,300	0	0	0	0

Agency Totals for Whatcom Co.	Federal Funds		State Funds	Local Funds	Total
	218,300		0	0	218,300

Washington State S. T. I. P.

2013 to 2016

(Project Funds to Nearest Dollar)

3

MPO/RTPO: WCoG

Y Inside

N Outside

May 23, 2013

County: Whatcom

Agency: WCoG

Func Cls	Project Number	PIN	STIP ID	Imp Type	Total Project Length	Environmental Type	RW Required	Begin Termini	End Termini	Total Est. Cost of Project	STIP Amend. No.
00	2037(097)		WCOG 14	18	0.000	CE	No	n/a	n/a	1,406,267	13-05

Unified Planning Work Program

Planning and programming responsibilities identified in the WCOG Unified Planning Work Programs (SFYs 2011-2016)

Funding

Phase	Start Date	Federal	Fund Code	Federal Funds	State Fund Code	State Funds	Local Funds	Total
PE	2013		STP(US)	485,000		0	75,694	560,694
Project Totals				485,000		0	75,694	560,694

Expenditure Schedule

Phase	1st	2nd	3rd	4th	5th & 6th
ALL	200,000	200,000	200,000	200,000	176,000
Totals	200,000	200,000	200,000	200,000	176,000

	Federal Funds	State Funds	Local Funds	Total
Agency Totals for WCoG	485,000	0	75,694	560,694

4

Washington State S. T. I. P.

2013 to 2016

(Project Funds to Nearest Dollar)

MPO/RTPO: WCoG

Y Inside

N Outside

May 23, 2013

County: Whatcom

Agency: Bellingham

Func Cls	Project Number	PIN	STIP ID	Imp Type	Total Project Length	Environmental Type	RW Required	Begin Termini	End Termini	Total Est. Cost of Project	STIP Amend. No.
16			BHAM 33	14	0.070	CE	No	East Chestnut Street	Bay Street	2,647,000	13-05

Chestnut - Bay at RR

Provide new overlay for the deteriorated bridge deck and replace the damaged expansion joints.

Funding

Phase	Start Date	Federal	Fund Code	Federal Funds	State Fund Code	State Funds	Local Funds	Total
PE	2013		STP(BR)	501,392		0	0	501,392
CN	2014		STP(BR)	2,145,608		0	0	2,145,608
Project Totals				2,647,000		0	0	2,647,000

Expenditure Schedule

Phase	1st	2nd	3rd	4th	5th & 6th
PE	250,000	251,392	0	0	0
CN	0	1,000,000	1,145,608	0	0
Totals	250,000	1,251,392	1,145,608	0	0

	Federal Funds	State Funds	Local Funds	Total
Agency Totals for Bellingham	2,647,000	0	0	2,647,000

5

Washington State S. T. I. P.

2013 to 2016

(Project Funds to Nearest Dollar)

MPO/RTPO: WCoG

Y Inside

N Outside

May 23, 2013

County: Whatcom

Agency: Ferndale

Func Cls	Project Number	PIN	STIP ID	Imp Type	Total Project Length	Environmental Type	RW Required	Begin Termini	End Termini	Total Est. Cost of Project	STIP Amend. No.
17	8044(002)		FERNDL 6	04	0.130	CE	Yes	Maureen	Vista	1,294,018	13-05

Thornton Street Improvement Project, Maureen to Vista

Reconstruct and widen substandard roadway to current standards. Currently no stormwater detention and treatment, no shoulder on north side and substandard sloping sidewalks on the south side leading to a local elementary school.

Funding

Phase	Start Date	Federal Fund Code	Federal Funds		State Fund Code	State Funds	Local Funds	Total
			Federal	Fund Code				
RW	2013					0	15,000	15,000
CN	2013	STP(U)				778,500	121,500	900,000
CN	2013	STP(US)				250,000	39,018	289,018
Project Totals						1,028,500	175,518	1,204,018

Expenditure Schedule

Phase	1st	2nd	3rd	4th	5th & 6th
RW	15,000	0	0	0	0
CN	900,000	0	0	0	0
Totals	915,000	0	0	0	0

	Federal Funds	State Funds	Local Funds	Total
Agency Totals for Ferndale	1,028,500	0	175,518	1,204,018

6

Washington State S. T. I. P.

2013 to 2016

(Project Funds to Nearest Dollar)

MPO/RTPO: WCoG

Y Inside

N Outside

May 17, 2013

County: Whatcom

Agency: Whatcom Co.

Func Cls	Project Number	PIN	STIP ID	Imp Type	Total Project Length	Environmental Type	RW Required	Begin Termini	End Termini	Total Est. Cost of Project	STIP Amend. No.
07			WHTCM 27	14	0.200	CE	No	MP 9.0	MP 9.2	2,778,296	13-03

Portal Way / Dakota Creek Bridge No. 500

Seismic retrofit of concrete bridge built in 1928. This retrofit entails wrapping column piers with steel jackets, new abutment anchor systems, and replacing pier diaphragms.

Funding

Phase	Start Date	Federal	Fund Code	Federal Funds		State Funds	Local Funds	Total
				Federal Funds	State Fund Code			
PE	2013		STP(BR)	75,000		0	0	75,000
CN	2014		STP(BR)	2,703,296		0	0	2,703,296
Project Totals				2,778,296		0	0	2,778,296

Expenditure Schedule

Phase	1st	2nd	3rd	4th	5th & 6th
PE	75,000	0	0	0	0
CN	0	2,703,296	0	0	0
Totals	75,000	2,703,296	0	0	0